



Consolidated Financial Highlights

Net sales



(100 millions of yen)

Japan  Overseas 



Operating income

(100 millions of yen)

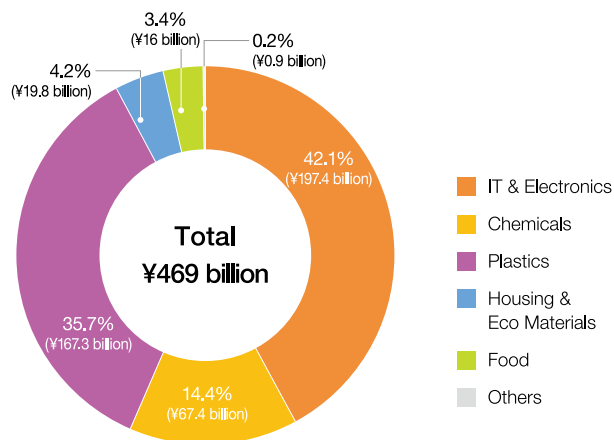
Japan  Overseas 



Note: The difference between consolidated operating income and the sum of operating income in Japan and overseas is attributable to eliminations in consolidated accounts.

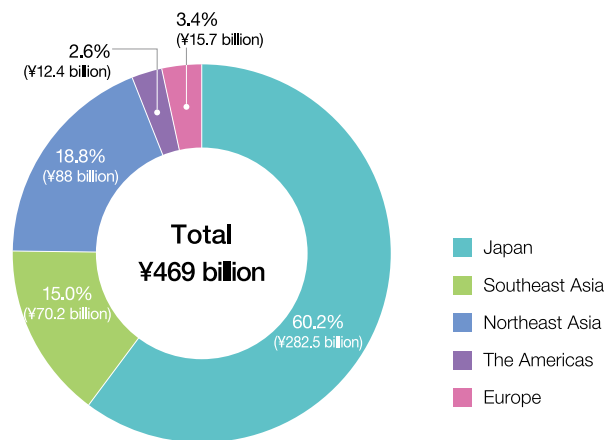
Sales by business segment

(FY2010)



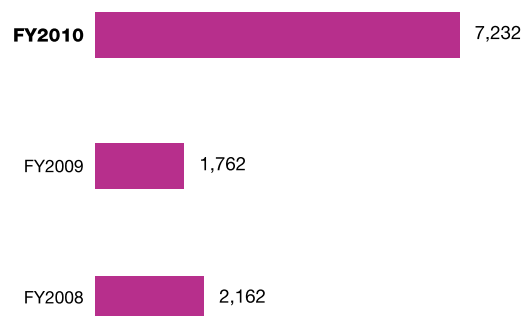
Sales by geographical segment

(FY2010)



Net income

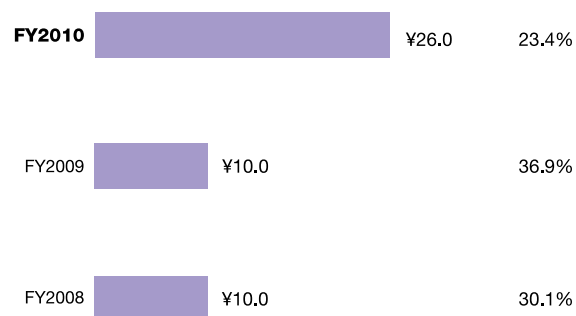
(millions of yen)



Dividends per share and payout ratio

Dividends per share

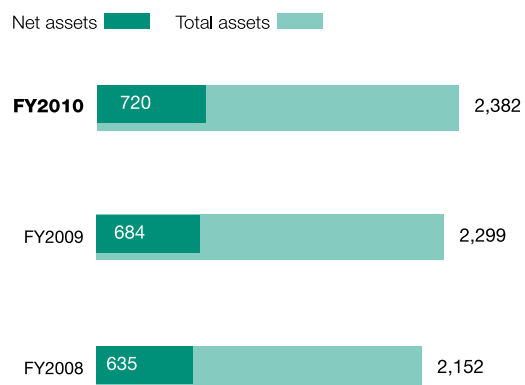
Payout ratio



Note: The year-end dividend for the year ended March 2011 includes a 120th anniversary memorial dividend of 2 yen.

Net assets and total assets

(100 millions of yen)

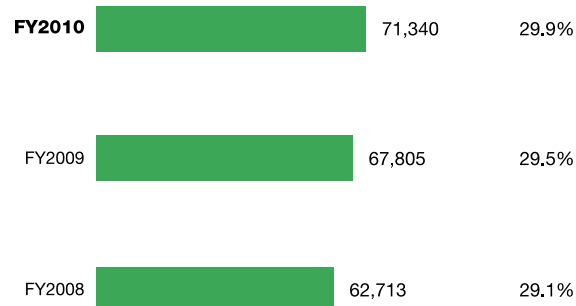


Equity capital and net worth equity ratio

(millions of yen)

Equity capital

Net worth equity ratio



Note: Figures are rounded down to the nearest 100 millions of yen and millions of yen.